



Noise Monitoring Result

Day Time (0700 - 1900hrs on normal weekdays)

Location: M1a - Harbour Road Sports Centre

Date	Time	Weather	Measurement Noise Level			Baseline Level	Construction Noise Level	Limit Level
			Leq	L10	L90	Leq	Leq	Leq
Unit: dB(A), (30-min)								
03/08/10	10:00	Sunny	74.4	77.0	70.1	69.2	73	75
10/08/10	09:10	Fine	74.1	76.5	70.5	69.2	72	75
17/08/10	14:45	Sunny	73.3	75.7	70.1	69.2	71	75
24/08/10	13:30	Sunny	71.7	74.5	66.5	69.2	68	75

Location: M4b - Victoria Centre

Date	Time	Weather	Measurement Noise Level			Baseline Noise Level	Construction Noise Level	Limit Level
			Leq	L10	L90	Leq	Leq	Leq
Unit: dB(A), (30min)								
03/08/10	13:15	Sunny	70.1	72.4	66.8	-	70	75
10/08/10	10:40	Fine	74.5	77.7	68.6	-	75	75
17/08/10	09:48	Sunny	69.7	71.5	66.6	-	70	75
24/08/10	11:30	Cloudy	70.9	73.2	68.4	-	71	75

Location: M5b - City Garden

Date	Time	Weather	Measurement Noise Level			Baseline Level	Construction Noise Level	Limit Level
			Leq	L10	L90	Leq	Leq	Leq
Unit: dB(A), (30min)								
03/08/10	11:30	Sunny	69.5	70.6	68.1	-	70	75
10/08/10	13:15	Fine	69.0	70.7	66.7	-	69	75
17/08/10	11:20	Sunny	69.8	71.5	66.9	-	70	75
24/08/10	09:15	Cloudy	66.9	67.7	65.7	-	67	75



Noise Monitoring Result

Restricted Time (1900 - 2300 hrs on normal weekdays and 0700-2300 on holiday)

Location: M4b - Victoria Centre

Date	Time	Weather	Measurement Noise Level			Average Noise Level	Baseline Noise Level	Construction Noise Level	Limit Level
			Leq	L10	L90	Leq	Leq	Leq	Leq
Unit: dB(A), (5-min)									
03/08/10	20:18	Fine	66.5	68.0	64.5	66.3	-	66	70
	20:23		66.3	67.6	64.5				
	20:29		66.1	67.8	64.2				
10/08/10	19:35	Fine	68.8	70.3	65.5	68.1	-	68	70
	19:40		67.4	69.0	65.5				
	19:45		68.0	69.3	64.7				
17/08/10	21:04	Fine	66.2	67.9	64.1	66.8	-	67	70
	21:13		66.4	68.2	64.1				
	21:18		67.8	68.6	64.3				
24/08/10	20:52	Cloudy	65.0	67.4	63.9	65.6	-	66	70
	20:58		65.7	67.3	63.4				
	21:05		66.2	67.8	63.6				

Location: M5b - City Garden

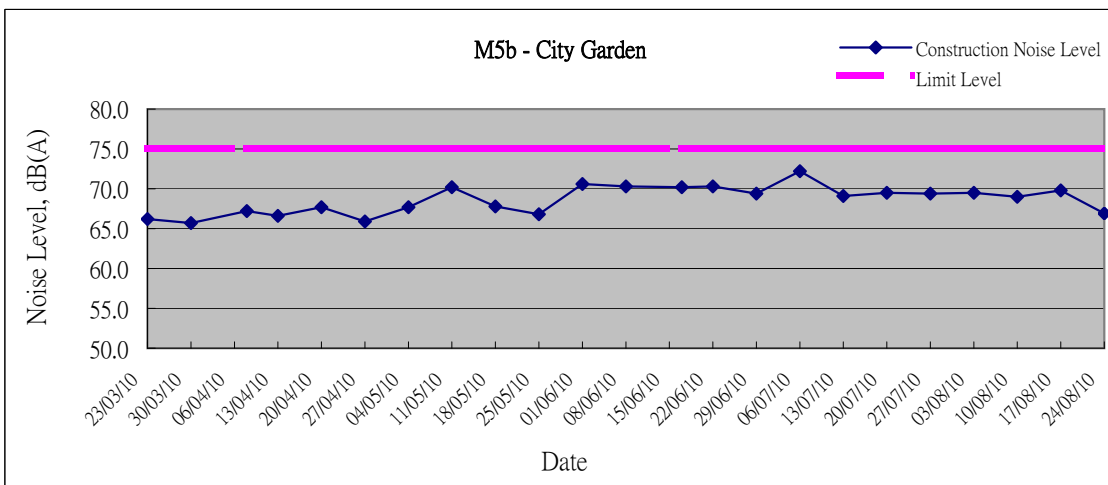
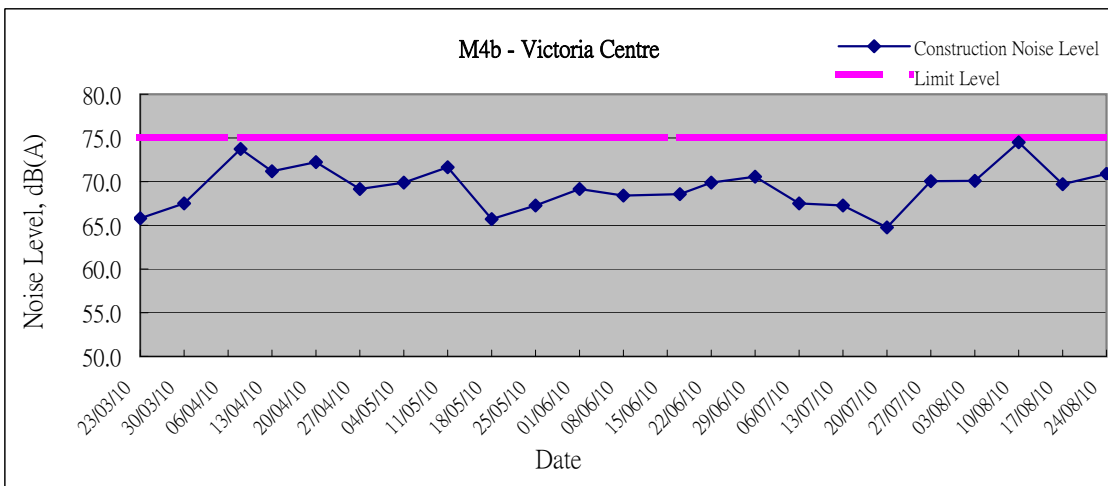
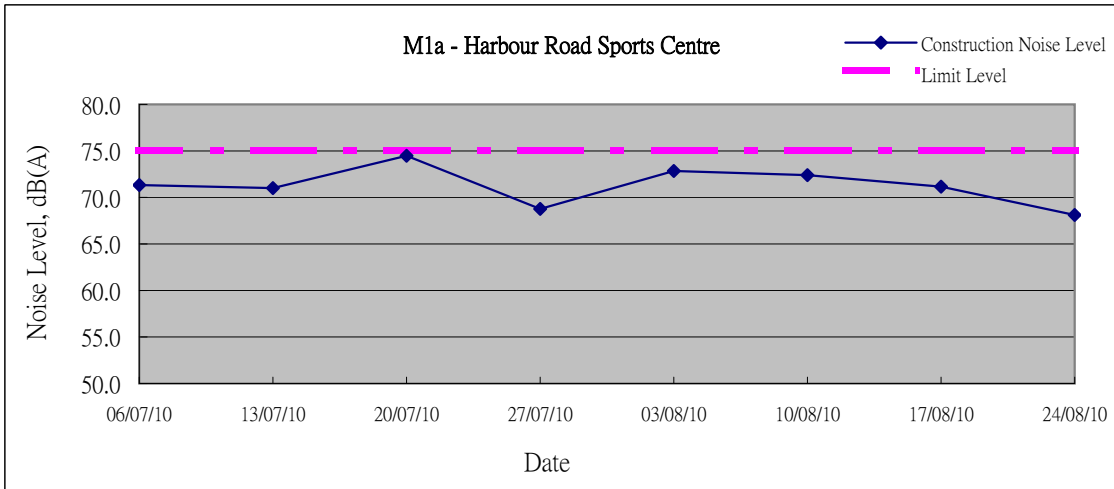
Date	Time	Weather	Measurement Noise Level			Average Noise Level	Baseline Level	Construction Noise Level	Limit Level
			Leq	L10	L90	Leq	Leq	Leq	Leq
Unit: dB(A), (5-min)									
03/08/10	19:42	Fine	67.5	68.2	66.2	67.3	-	67	70
	19:48		67.1	68.0	65.4				
	19:54		67.4	69.1	65.7				
10/08/10	19:04	Fine	68.1	69.6	66.1	67.8	-	68	70
	19:10		67.6	68.7	66.3				
	19:15		67.7	68.7	66.4				
17/08/10	20:30	Fine	69.2	70.5	67.5	69.1	-	69	70
	20:36		69.0	69.8	67.5				
	20:43		69.1	70.0	67.8				
24/08/10	20:21	Cloudy	66.6	67.4	65.6	66.9	-	67	70
	20:26		66.9	67.9	65.8				
	20:31		67.3	68.3	65.7				

Location: M1a - Harbour Road Sports Centre

Date	Time	Weather	Measurement Noise Level			Average Noise Level	Baseline Noise Level	Construction Noise Level	Limit Level
			Leq	L10	L90	Leq	Leq	Leq	Leq
Unit: dB(A), (5-min)									
03/08/10	21:15	Fine	71.7	73.2	65.5	70.9	60.1	71	70
	21:20		69.6	72.5	64.5				
	21:26		71.3	73.6	65.9				
10/08/10	20:22	Fine	73.2	75.2	70.3	73.1	60.1	73	70
	20:30		72.4	73.9	70.1				
	20:36		73.8	76.1	70.2				
17/08/10	19:37	Fine	72.5	74.6	68.3	73.3	60.1	73	70
	19:42		73.9	75.1	68.4				
	19:47		73.4	76.1	69.0				
24/08/10	21:36	Cloudy	67.4	70.0	60.8	68.3	60.1	68	70
	21:04		70.1	73.4	63.6				
	21:32		67.4	70.4	61.6				

Graphic Presentation of Noise Monitoring Result

Day Time (0700 - 1900hrs on normal weekdays)



Graphic Presentation of Noise Monitoring Result

Restricted Time (1900 - 2300 hrs on normal weekdays and 0700-2300 on holiday)

